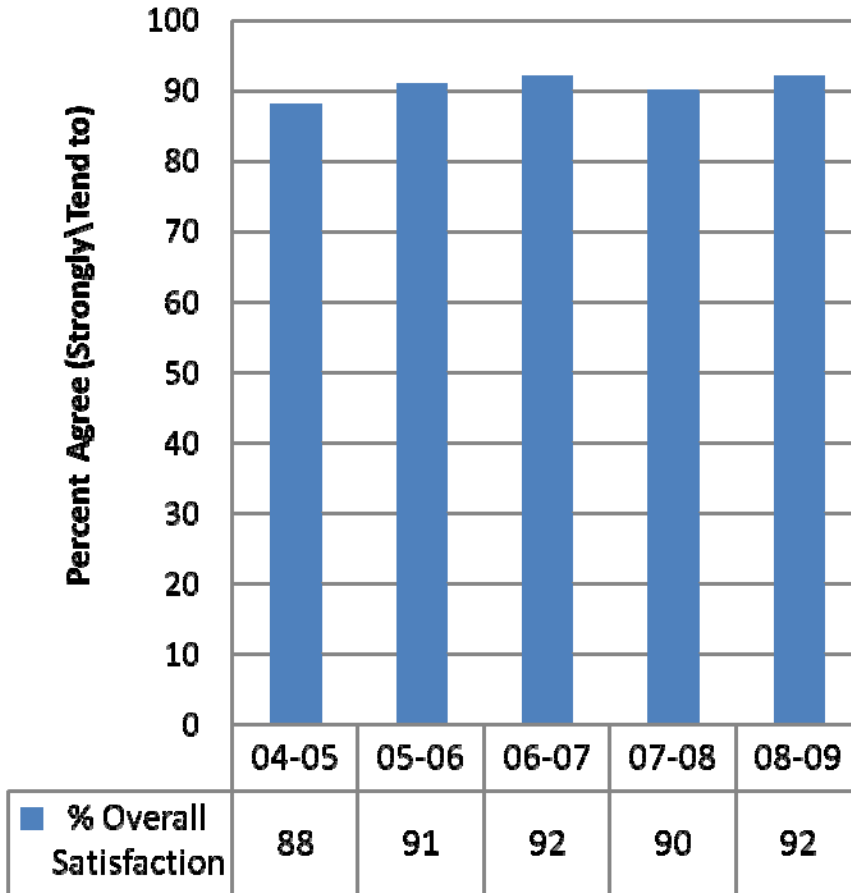


Overall Satisfaction and Response Rate: 2004 - 2009

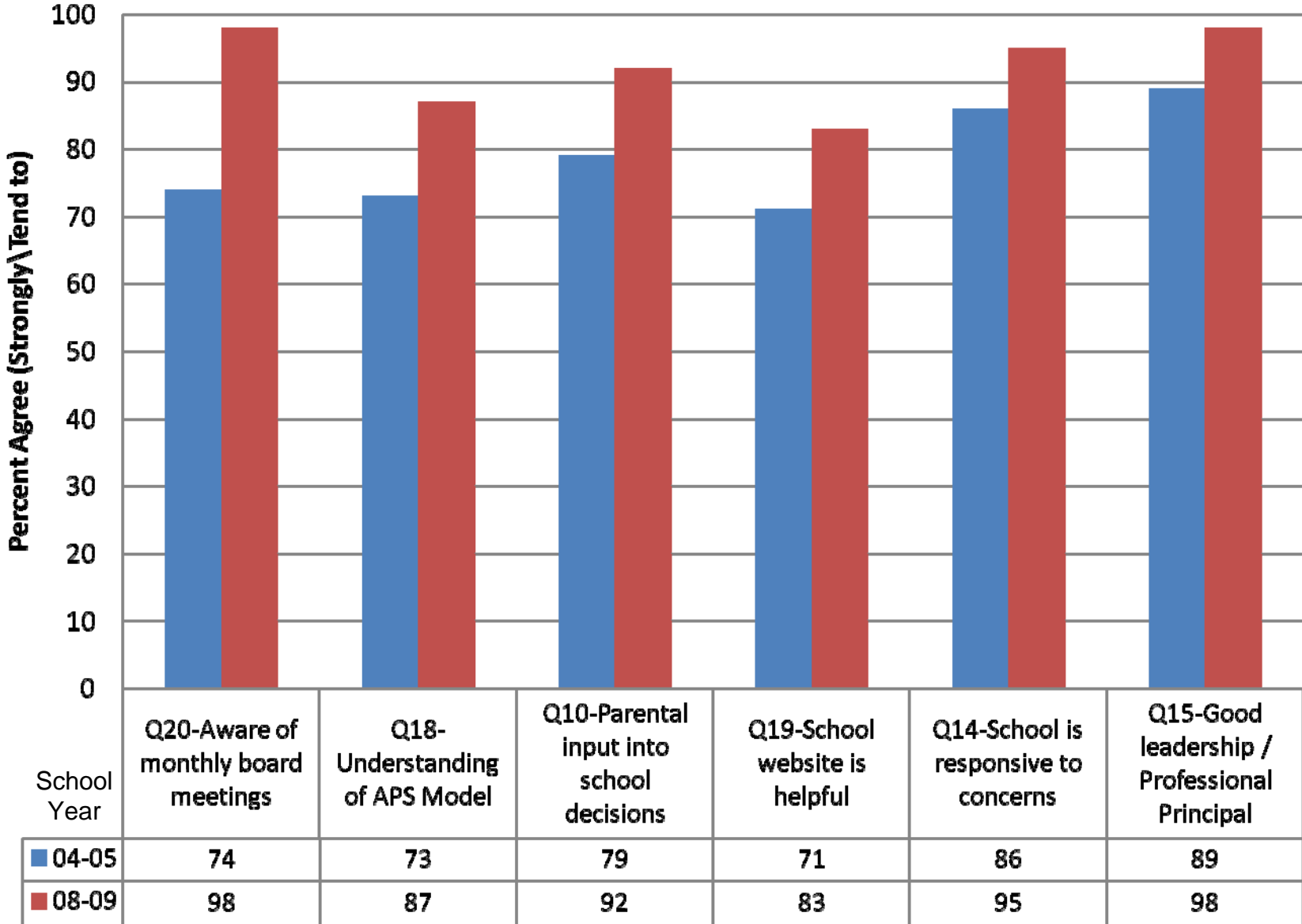
Overall Satisfaction: 2004 - 2009



Average Satisfaction: 90%

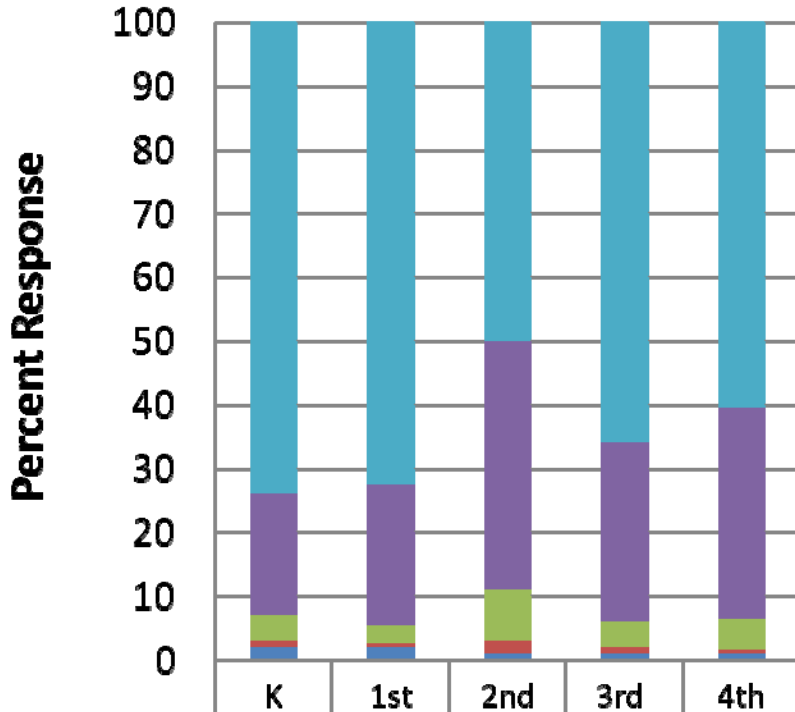
| School Year | Response Rate |
|--------------|---------------|
| 2004-2005 | 48% |
| 2005-2006 | 59% |
| 2006-2007 | 48% |
| 2007-2008 | 38% |
| 2008-2009 | 52% |
| Average Rate | 49% |

Comparison of School Years 2004-2005 vs. 2008-2009: Areas of Improvement



Overall Satisfaction and Growth Areas by Grade Level

Overall Satisfaction Results by Grade Level

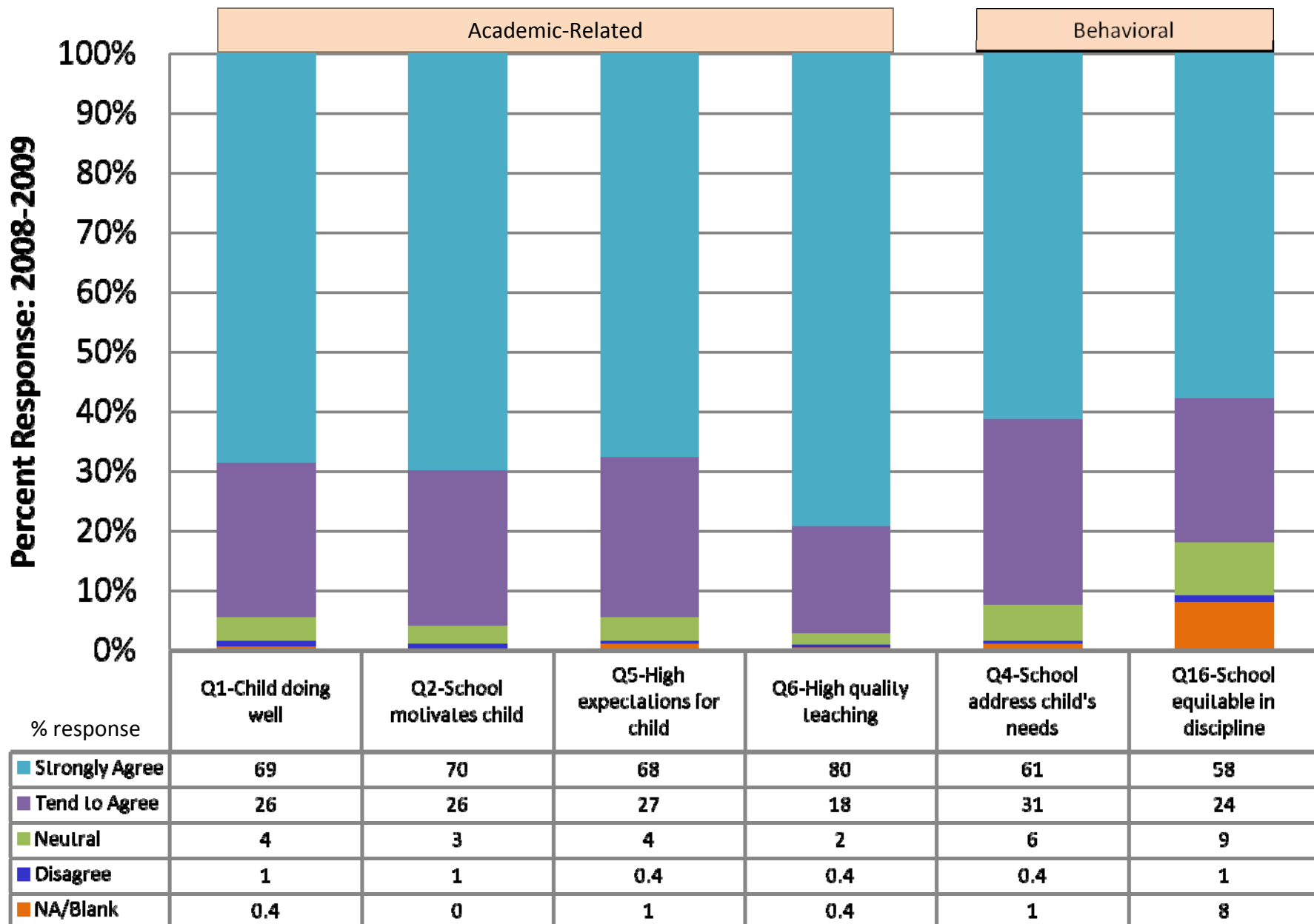


| | | | | | |
|----------------|----|-----|----|----|-----|
| Strongly Agree | 74 | 73 | 50 | 66 | 61 |
| Tend to Agree | 19 | 22 | 39 | 28 | 33 |
| Neutral | 4 | 3 | 8 | 4 | 5 |
| Disagree | 1 | 0.5 | 2 | 1 | 0.5 |
| NA/Blank | 2 | 2 | 1 | 1 | 1 |

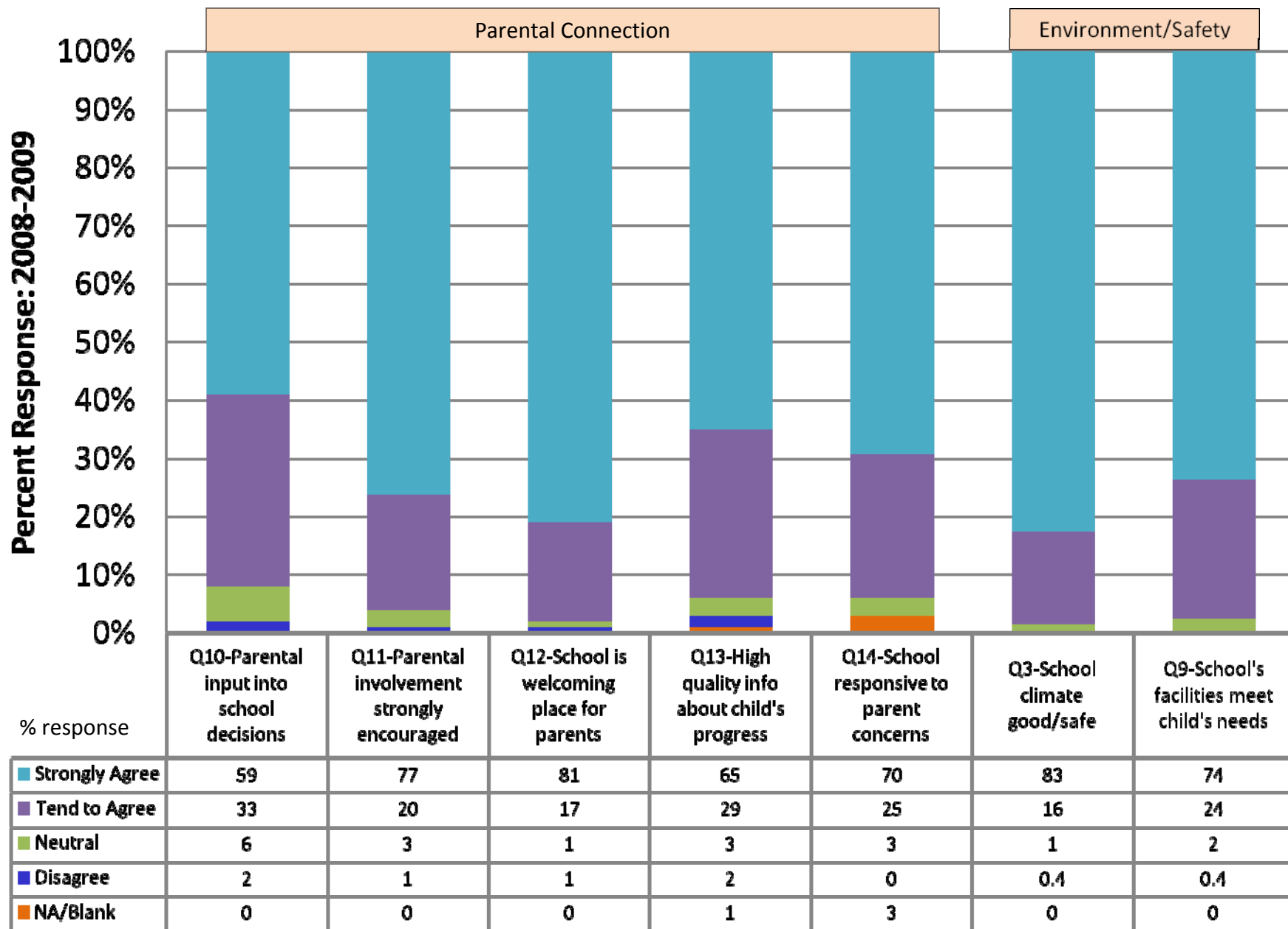
| Grade | Growth Opportunities: Areas Where "Strongly Agree" Responses were Below 50% |
|-----------------|--|
| K | Q7-Integrate tech (48%); Q8-Regular tech use (49%) |
| 1 st | Q8-Regular tech use (44%); Q19-Website helpful (49%) |
| 2 nd | Q4-Address child's individual needs (40%); Q7-Integrate tech (25%); Q8-Regular tech use (27%); Q10-Input into school decisions (47%); Q16-Equitable discipline (46%); Q17-Non-academic events beneficial (39%); Q18-Understanding of ASP (36%); Q19-Website helpful (32%) |
| 3 rd | Q18-Understanding of ASP (43%); Q19-Website helpful (36%) |
| 4 th | Q4-Address child's individual needs (41%); Q8-Regular tech use (38%); Q18-Understanding of ASP (41%); Q19-Website helpful (41%) |

Majority of other responses were "Tend to Agree", followed by "Neutral"

Detailed View of Total School Responses: Academic and Behavioral Areas

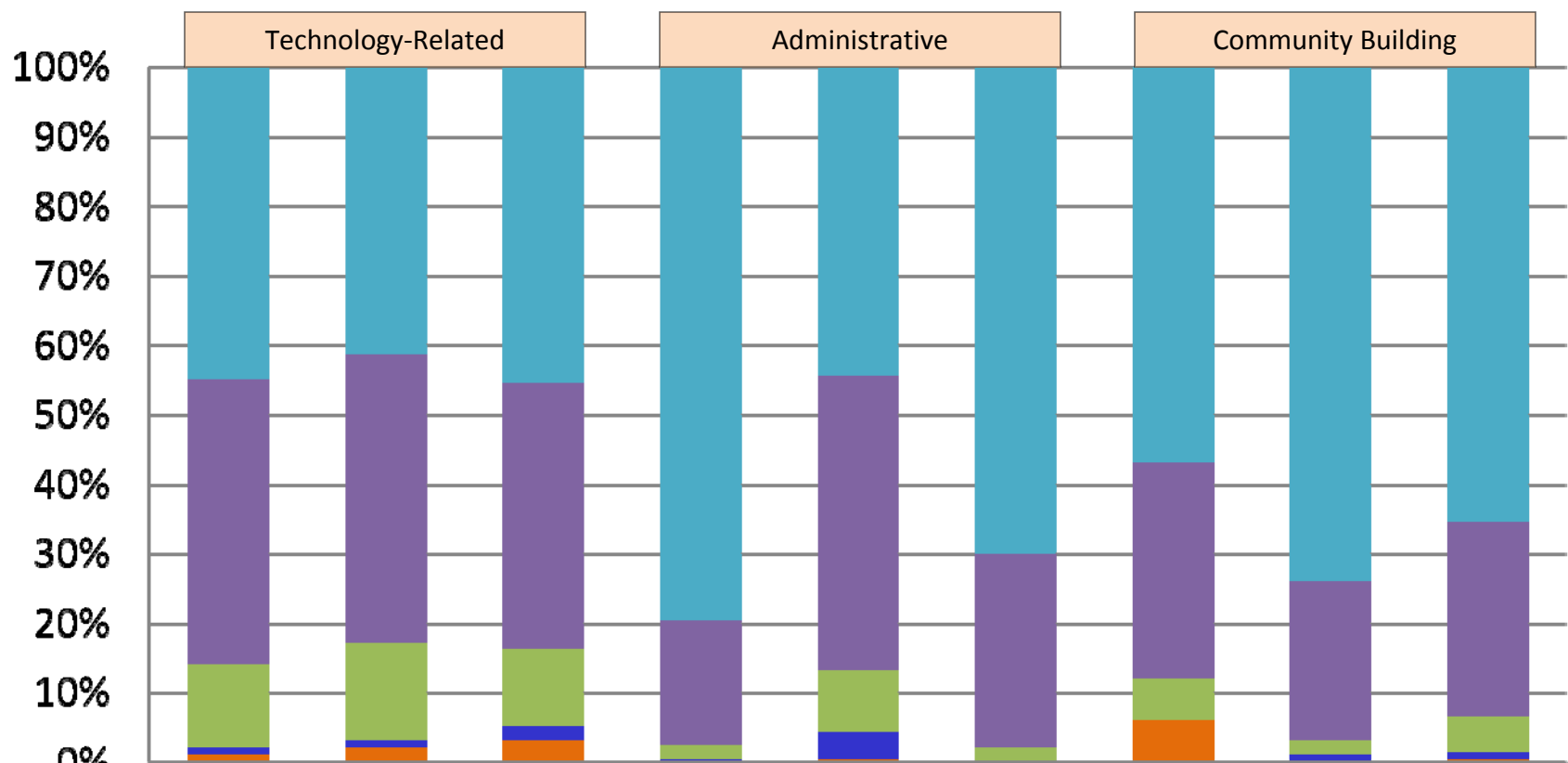


Detailed View of Total School Responses: Parental Connection and Environment/Safety



Detailed View of Total School Responses: Technology, Community, Administrative

Percent Response: 2008-2009



| % response | Q7-School improved child's ability to integrate tech | Q8-Child uses tech on a regular basis | Q19-School website is helpful | Q15-Good leadership / Professional Principal | Q18-Understanding of ASP Model | Q20-Aware of monthly board meetings | Q17-Non-academic events are beneficial | Q22-PTO offers valuable events | Q23-PTO has family's interests in mind |
|----------------|--|---------------------------------------|-------------------------------|--|--------------------------------|-------------------------------------|--|--------------------------------|--|
| Strongly Agree | 45 | 41 | 45 | 80 | 45 | 70 | 57 | 74 | 65 |
| Tend to Agree | 41 | 41 | 38 | 18 | 43 | 28 | 31 | 23 | 28 |
| Neutral | 12 | 14 | 11 | 2 | 9 | 2 | 6 | 2 | 5 |
| Disagree | 1 | 1 | 2 | 0.4 | 4 | 0 | 0 | 1 | 1 |
| NA/Blank | 1 | 2 | 3 | 0 | 0.4 | 0 | 6 | 0 | 0.4 |